

CRUISE INTO TARANAKI

DISCOVER YOUR
NEXT UNIQUE
CRUISE DESTINATION



TARANAKI
like no other

NAU MAI, HAERE MAI WELCOME TO TARANAKI

Taranaki is as vibrant as it is peaceful. An extraordinary region with abundant nature, remarkable history, unique events and unrivalled experiences – not to mention a distinctive mountain-to-sea lifestyle.

Discover our line-up of new products and familiarise yourself with our diverse trade-ready operators, as well as our passionate, and flourishing visitor and hospitality industry. We continue to surprise and delight travellers with all we have on offer, and leave a lasting impression with our like no other natural landscapes, arts and culture, food and hospitality, and vibrant events.

Interest in the region is at an all-time high, and a series of targeted media campaigns have helped ensure the Taranaki region and its stories remain in the minds of travellers looking to do something new.

Taranaki welcomes domestic and international visitors year-round. Although national visitation is much higher, international visitation and interest is growing with visitors looking for new and less travelled destination options that offer unique and authentic experiences.

Taranaki has so much on offer, all year round. We're a hospitable and welcoming bunch, and when it comes time for our manuhiri (visitors) to go, we'll send them off with a nourished, replenished, and energised spirit.



Port Taranaki is the only deep water sea port on the west coast of New Zealand and can serve as your first port of call on arrival or last port of call – connecting directly to Australia and the Pacific Islands.




PORT TARANAKI COORDINATES

39°03.5' S, 174°002' E

**NAUTICAL MILES FROM
PORT TARANAKI**

To Brisbane – 1255
To Sydney – 1153
To Tauranga – 577
To Wellington – 172
To Nelson – 148



PORT TARANAKI – OPEN FOR BUSINESS AND COMMITTED TO CRUISE EXCELLENCE

Port Taranaki gives its commitment to making berth space available to fit your cruise itinerary and provides a gateway to the world's #2 region with the #1 hosts.

Within the Blyde Wharf exists a 300m berth and draft of 12.50m to cater for the majority of cruise ships touring New Zealand waters.

Port Taranaki provides wharf facilities designed with safety in mind. A securely fenced barrier guides passengers off the ship to outside of the Port area. Shuttle buses for Shorex are also able to collect passengers at the bottom of the gangway.

Information staff are available on site, to come on board, or be present at the bottom of the gangway to greet departing passengers and provide advice and answer queries.

Foreign speaking cruise vessels are also catered for via translated promotional brochures about the region. Information staff with the ability to translate can also be made available.

Port Taranaki appreciates that all cruise ships have unique passenger and crew requirements and a dedicated Customer Relationship Manager is available to ensure each experience is catered for, specifically tailored to each ship. Full customs services operate at Port Taranaki to cater for first port of call cruises.



LEGEND

Road Access

Rail Access

Pedestrian & Cycle Access

New Plymouth

Coastal Walkway

From the Port you are
a 20 minute gentle walk
into New Plymouth city.

Blyde Wharf Combined Wharf

Maximum Vessel
Length: 440m
Draft: 12.50m

Moturoa Wharf

Maximum Vessel
Length: 200m
Draft: 12.50m

MAIN BREAKWATER

BERTH #2 Maximum
Vessel Length: 150m
Draft: 9.50m



Port Taranaki is committed to providing world class assets backed by service excellence. The Pilot Launch “Mikotahi” and the Tractor Tug “Kinaki”. are testimony to this. As ships have increased in size the power needed to manoeuvre them in Port has also increased. To address that, Port Taranaki has made a significant \$12 million

investment in the Kinaki. Built by Sanmar Shipyards, she delivers a maximum bollard in excess of 60 tonnes, and includes Caterpillar engines, Rolls Royce propellers and an electric towing winch by DMT. The Mikotahi and Kinaki provide our customers with superior assurance when entering and exiting Port Taranaki.

MIKOTAHİ

GENERAL DETAILS

VESSEL TYPE	Pilot Launch, Personnel transfer
CONSTRUCTION	Welded Marine Grade Aluminium. Floating Wheelhouse
YEAR BUILD / BUILDER	2014, Q-West Ltd, Wanganui, NZ – Designer: Camarc design, Scotland. CLASS Lloyd’s Register +100A1 SSC PILOT MONO HSC G3 MCH MNZ 40c
OPERATING LIMITS	NZ Restricted Coastal Limits – Manukau Heads to Wanganui River
SEA SPEED	Operating 24.5kt at 2050rpm (MCR) – Sprint Speed 33kts at 2300rpm
RANGE	15hrs at 24kts 360miles
CABIN SOUND LEVEL	69 dBa (LEQ)
DIMENSIONS	19.5m x 5.7m x 1.0m Draft

MACHINERY

MAIN ENGINES	2 x Scania DI16 M72
PROPELLERS	2 x Hamilton HM461 Jet Units

ACCOMMODATION/LSA EQUIP.

GENERAL	LSA and Certificate for 9 persons
SEATING	Suspension seating for 2 crew plus 5 Passengers (2 more can be fitted)
LIFERAFTS	2 x 12 Man RFD
FIRST AID	MNZ Category 1
MOB	Transom mounted hydraulic personnel recovery system.



KINAKI

GENERAL DETAILS

VESSEL TYPE	Harbour Tug, Lloyds +100A1 Tug
DESIGN	Robert Allan TRAKtor 2500SX
YEAR BUILT/BUILDER	2017, Sanmar, Istanbul, Turkey – Delivered to Port Taranaki July 2018
OPERATING LIMITS	Restricted Coastal – 75nm radius from Port Taranaki
DIMENSIONS	25.3m x 12m x 6.1m draft

PERFORMANCE

BOLLARD PULL	60 T
SEA SPEED	11 kts

TANK CAPACITIES

FIRE FIGHTING FOAM – AFFF	3900 ltrs
WASTE OIL AND BILGE WATER	8000 ltrs

MACHINERY

MAIN ENGINES	2 x Caterpillar 3512c, 1900kW @ 1800 rpm
PROPELLERS	2 x Rolls Royce 205 CP controllable pitch azimuth thrusters

DECK EQUIPMENT

TOWING WINCH	DMT Electric winch
TOWING ARRANGEMENT	2 x 150m x 60mm Dyneema with 15m pennant

FIRE FIGHTING

TOTAL CAPACITY	22,000litres/min
PUMPS	1 X 1400m3/hr- Main Engine Driven
MONITORS	1 X FFS Remote operated
FOAM INDUCTION	‘Round the Pump’ – 3%

TARANAKI: OUR ANCESTRAL MAUNGA



Lake Mangamahoe

Before man walked upon the shores of Aotearoa it is said that many magnificent mountain gods lived in the centre of Te Ika a Maui – the fish of Maui (the North Island). The male maunga of Ruapehu, Tongariro, Ngauruhoe, Taranaki and Tauhara stood proudly on the Central Plateau, alongside a lone female mountain Pihanga.

All the maunga wanted to win the heart of the striking Pihanga, but none more so than Taranaki and Tongariro. The two fought so fiercely for her love that the earth shook, lightening crashed, and lava flowed down the warring maunga.

Despite a long, and fierce challenge from Taranaki, Tongariro emerged victorious, and a defeated Taranaki was banished to the west – led to safety by te Toka a Rahotu, a large boulder that guided Taranaki to his new home on the west coast and to where he stands today. As he travelled it is said Taranaki carved out the Whanganui River, before he settled beside the beautiful mountain range Pouākai, who put his arm around Taranaki and embraced him.

These days the 2518m volcanic peak – which last erupted in 1755 – offers countless adventures through untouched bush and alpine environments. To get the full story, head to one of the Department of Conservation visitor centres at the top of the North Egmont or Dawson Falls mountain access roads, or stop in at the Stratford Mountain House.



The summit of Taranaki Maunga reflected in the Pouākai Tarn – mirror lake – part of the Pouākai Crossing, the one-day walk that is gaining popularity as one of New Zealand's top walks.



Taranaki has a maunga to moana lifestyle, unique to anywhere else in New Zealand.

PASSENGER AND CREW SUPPORT INFORMATION

EMERGENCY

The emergency telephone number in New Zealand is 111. It is a free phone call. If you have an emergency and need a quick response from the Police, the Fire Service, Ambulance or Search and Rescue, dial 111.

MEDICAL

Taranaki Base Hospital

Taranaki's main regional hospital, located in New Plymouth. Distance from Port Taranaki – 3.3km (7 minute drive) David Street, New Plymouth (06) 753 6139

MediCross Urgent Care & GP Clinic

An urgent care and multi-doctor General Practice Centre. MediCross is a 12 hour, 7 days a week Urgent Care Centre with a no appointment necessary policy.

Distance from Port Taranaki – 4km (7 minute drive)
8 Egmont Street, New Plymouth
(06) 759 8915

Phoenix Urgent Doctors

A 12 hour, 7 days a week Urgent Care Centre with a 24 hour on call service. Visitors from outside Taranaki or overseas are welcome to attend any time during open hours without an appointment. After hours visits to hotels etc. can be arranged.

Distance from Port Taranaki – 4.2km (8 minute drive)
95 Vivian Street, New Plymouth
(06) 759 4297

Taranaki Community Rescue Helicopter

The Taranaki Rescue Helicopter is available for emergency air ambulance response, search and rescue and inter-hospital transfers. Dial 111 for assistance from the Taranaki Rescue Helicopter.

Distance from Port Taranaki – 3.3km (7 minute drive) Hangar Complex is at Taranaki Base Hospital, David Street, New Plymouth
(06) 753 7620

PHARMACIES

Unichem Pharmacy

Distance from Port Taranaki – 1.6km (3 minute drive)
492 St Aubyn Street, Moturoa, New Plymouth
(06) 751 0074

Hours: Mon-Fri: 8:30am-5:30pm Sat: 9:00am-1:00pm | Sun: Closed

Life Pharmacy

Distance from Port Taranaki – 4.5km (8 minute drive)
Inside the Centre City Shopping Centre, Shop 13,
11 Gill Street, New Plymouth
(06) 759 4023

Hours: Mon-Wed: 9:00am-5:30pm | Thurs: 9:00am-8:00pm
Fri: 9:00am-5:30pm | Sat: 9:00am-5:00pm
Sun: 10:00am-4:00pm

City Care Pharmacy

Distance from Port Taranaki – 4km (7 minute drive)
10 Egmont Street, New Plymouth
(06) 757 4614

Hours: Mon-Sun: 8:30am-9:00pm

SUPERMARKETS

New World

78 Courtenay Street
Distance from Port Taranaki – 4.8km (9 minute drive)

Pak n Save

53 Leach Street
Distance from Port Taranaki – 5.1km (10 minute drive)

Countdown

174 Courtenay Street
Distance from Port Taranaki – 5.1km (10 minute drive)



SOME OF THE BEST BITS OF TARANAKI

PICTURE-PERFECT MOUNTAIN

The 2518m peak of Taranaki Maunga and the surrounding Egmont National Park offers everything from cafes and a Mountain House with spectacular views, to a winter ski-field and over 200km of walking and hiking trails.

RICH IN CULTURE AND HISTORY

From the volcanic cone of Taranaki Maunga to ancient hilltop Māori fortresses, Taranaki is rich in history. Start at Tawhiti Museum and Puke Ariki, two of New Zealand's best.

ARTS AND EVENTS

There are many opportunities to discover the arts and culture scene in Taranaki, from galleries and studios to spectacular concerts and events like the annual WOMAD festival.

A NATURAL PLAYGROUND

An undiscovered outdoor playground with Taranaki Maunga at its heart, Taranaki offers many outdoor adventures in its parks, gardens, rivers, lakes and beaches.

GARDEN DELIGHTS

The gardens in Taranaki are so spectacular they have their own festivals. The annual Taranaki Garden Festival showcases more than 50 of the region's best every spring.

A BITE OF THE GOOD LIFE

The food, beverage and hospitality scenes in Taranaki are exploding. Fresh, innovative, creative, and diverse, Taranaki has something for all tastes and seasons, found at any one of the cafés, specialist eateries or bars across the region.

WALKING CHOICES

Experience the real Taranaki by foot. From the award-winning 13km New Plymouth Coastal Walkway to the spectacular 2-day Pouākai Circuit, the region offers many great walks for all levels of fitness or adventure.

A HOLE IN ONE

The region boasts 20 golf courses from the championship Ngāmotu Links in New Plymouth to more grass-roots coastal 9-hole courses with their own unique natural hazards. All have a guaranteed view of the mountain.

THE SURF HIGHWAY

The coast of Taranaki boasts countless surf breaks and even more spots to stop and enjoy a picnic, pick up a coffee at a cool coastal cafe, or stay a night or two to enjoy the legendary landscape, all connected by Surf Highway 45.

THE FORGOTTEN WORLD

Linking Taranaki with the central North Island, the Forgotten World Highway is New Zealand's oldest heritage trail, and passes dozens of natural and historic points of interest, including the Republic of Whangamōmona.



GOVETT-BREWSTER ART GALLERY / LEN LYE CENTRE

The Govett-Brewster Art Gallery / Len Lye Centre is an art museum that presents a range of exhibitions focused on contemporary art of the Pacific and beyond. The gallery is also home to the life work and archives of artist Len Lye (1901-1980) whose influential film works and pioneering kinetic sculptures are on exhibit in the architecturally acclaimed Len Lye Centre.

The Gallery presents a range of trade-commissionable tour itineraries, which can extend to fit your clients' needs through the addition of film screenings, art-making classes, a meal at the Gallery's celebrated Monica's Eatery, or inclusion of the Gallery's art publishing.

TOUR NOTES:

All tours are presented by trained members of the Gallery's team

All tours are available 7-days a week during opening hours – 10am – 5pm

Tours are suitable for 2 – 24 people

Tours can cater to a wide range of accessibility levels

Bookings require at least 48-hours' notice, though seven-days' notice is preferable.

The team is highly responsive to out-of-the-box tours and visitor hosting

The gallery's exhibitions change three times a year – some tours may be unavailable during these periods

All tours include gallery admission.





PRODUCTS/TOURS

Beyond standard entry the Govett Brewster Art Gallery/Len Lye Centre offers a guided group tour that really gets top the heart of the art.

THE GRAND TOUR

The Gallery's experienced guides will lead you through the stories of the Govett-Brewster Art Gallery which transformed from ground-breaking cinema to leading contemporary art museum and explore the stunning architecture of the Len Lye Centre and its innovative use of the 'local stone'. From there groups will take in the mix of Len Lye exhibitions – discovering the story of New Zealand's greatest international artist, pioneering filmmaker, and bold kinetic artist before moving into the contemporary art spaces and exhibitions to get a pulse check on the latest in art and ideas from New Zealand's top contemporary art museum.

Time: 60 mins in duration though flexible to meet your available window.

Availability: Available year-round between 10am and 4pm. Please note that exhibitions change 3 times a year (late March, late June, late November) which may limit the number of gallery spaces available.

Booking: 48 hours minimum – at least 7 days preferred
Minimum: 2

Maximum: 24 – larger groups can be accommodated, but may be broken into smaller tours

Rack rate: \$25 per person – includes Gallery admission of \$15

Bonus: a free 30-minute documentary on the life and legacy screens at 1pm daily in the Gallery's Cinema – a great addition to the tour at no extra cost

Where to book: Contact the Gallery

CONTACT

Fran Mowforth, Visitor Services Coordinator

Email: venues@govettbrewster.com

Tel: + 64 6 759 0854

Web: govettbrewster.com

Location: Corner of King and Queen Streets, New Plymouth CBD

TARANAKI MAUNGA

There are more than 200km of walking tracks to explore, ranging from accessible trails that lead through enchanting forests and picturesque alpine landscapes, to more challenging hikes. Taranaki Maunga has a walk for everyone.

THE POUĀKAI CROSSING - SELF LED

Mount Taranaki's Pouākai Crossing is gaining momentum as one of New Zealand's greatest one-day walks. Best suited for those with a reasonable level of fitness, the walk crosses the slopes of Mount Taranaki, taking around eight hours to complete.

Beginning at North Taranaki Visitor Centre, the crossing heads up and across Mount Taranaki, with stunning summit and landscape views varying from alpine to lush forest as the route passes beneath towering lava cliffs and over the remarkable Ahukawakawa Wetlands. Holly Hut offers a handy mid-point, and the scenic highlight is the Pouākai Tarn – mountain lake – which can offer a spectacular reflection of the 2518m summit. Weir Tours can offer a return shuttle to your customer's accommodation.

THE POUĀKAI CROSSING LATE SPRING, SUMMER AND EARLY AUTUMN

This one-day walk across the northern side of Mount Taranaki takes you on a 19km trek through landscapes ranging from the montane forest and subalpine scrub, beneath towering lava columns, across active erosion scars, and through a scenic alpine wetland. The unique flora along the route makes it a lesson in botanical adaptation. After crossing the unique Ahukawakawa Wetland, the climb up on to the Pouākai Plateau offers breath-taking views of the route, with Taranaki Maunga as a backdrop, and the opportunity for the postcard-perfect shot of the mountain reflected in the tarn – alpine lake – on top of the plateau. The route is challenging and requires a high level of fitness. Departing from North Egmont Visitor Centre, walkers will require comfortable and waterproof hiking shoes, rain and sun protection, food and water, a backpack and suitable hiking clothing.

Time: 7-9 hours

Best time to walk: The late spring, summer and early autumn period

Transport Cost: \$50 per person

Minimum numbers: 5 people

CONTACT

Callum Chapman, Operations Manager Weir Bros

Email: weirbros@xtra.co.nz

Tel: 027 645 7824

WEIR TOURS



GARDENS & WINES

The Taranaki Garden and Wine Tour ventures out to some of Taranaki's premier, award winning gardens. Explore with the garden creators themselves and let them guide you on how their gardens came into being and the various plants that enhance their beautiful properties.

Then be transported to Okurukuru, – This vineyard is a highlight of the region's hospitality scene, with views stretching from Ōakura to the Sugar Loaf Islands and Mt Taranaki. Experience a taste of some local wines and canapes.

Length of tour: 6 hours

Cost: \$195 per person

Includes – transport to and from premier gardens (incl morning tea), Wine Tasting & Canapes at Okurukuru Winery

Minimum: 20 people **Maximum:** 49 people.

PUKEITI & NEW PLYMOUTH PANORAMA

Discover some of the unique and picturesque countryside, as we travel up Mount Taranaki. Pukeiti is a garden of international significance, a 360 hectare rainforest park at the base of the Mountain, internationally renowned for its outstanding rhododendron collection which covers approximately 27 hectares. While the great rainforest walking tracks cover the rest of the property. While onboard the coach, you'll hear about the historical, cultural, and ecological background of the area.

Then be transported back into New Plymouth where you will have an onboard panorama coach tour of New Plymouth highlights including The Wind Wand, Te Rewa Rewa Bridge, Pukekura Park, St Marys Cathedral & the Motorua Reserve – a scenic viewpoint over the coast.

Length of tour: 6 hours

Cost: \$120.00 per person

Includes – transport to and from Pukeiti (incl Morning Tea), and Panorama Tour of New Plymouth

Minimum: 20 people **Maximum:** 49 people.

TAWHITI MUSEUM & CULTURAL TOUR

Taranaki is enriched with local history and Māori Land wars. Discover our local history as we venture South to one of the gems of Taranaki, Tawhiti Museum, for a truly unique experience, the creation of Artist Nigel Ogel, its attention to detail is simply stunning. There is a café on site for light refreshments. Following the museum visit you will be welcomed onto a local marae for some real Māori hospitality where you will enjoy stories of the past and local history as well as a performance by the Patea Māori Club as you enjoy a traditional Māori feast (Hangi).

Length of tour: 7 hours

Cost: \$295 per person

Includes – Coach transport to and from the Port, Tawhiti Museum, Marae Visit,

Minimum: 25 people **Maximum:** 98 people.

TARANAKI ART & GALLERY TOUR

Enjoy a guided tour of New Plymouth's art trail as your coach delivers you from your ship into central New Plymouth to explore the heart of the city and its vibrant galleries, boutique's, design stores, bespoke jewellers, and one of New Zealand's leading contemporary art museums

The bus will then meet for pick up at Govett-Brewster Art Gallery | Len Lye Centre before travelling around the legendary coastline past famous surfing beaches, to a top vineyard, Okurukuru for a light lunch and wine tasting.

Then discover the coast's creatives – Visit the studio of local glass artist Richard Landers, a master's in creative and traditional glass sculpture inspired by Taranaki's unique landscape. Explore the Koru on Koru Gallery, on the slopes of the Mountain, to discover the art of Lester Earl and leading local artists. Take a walk through Ōakura Village, Butlers Reef Hotel serves cool beer, or feel the sand between your toes on the famed Ōakura Beach.

Length of tour: 7 hours

Cost: \$275 per person

Includes – transport to and from the port, tour of Art Galleries with local guides & expert knowledge, lunch at local Restaurant

Minimum: 20 people **Maximum:** 40 people on each coach.

*Shorter tours are available on request



CONTACT

For information please contact:

Callum Chapman, Operations Manager Weir Bros

Email: weirbros@xtra.co.nz

Tel: 027 645 7824

All costs retail

DISCOVER TARANAKI



THE BOTANICAL TOUR (GARDENS AND GIN)

Enjoy a guided tour of New Plymouth's Pukekura Park. Located in the heart of New Plymouth this park is a Garden of National Significance with a 5 star rating from the New Plymouth Gardens Trust and has held the International Green Flag award for nine years running. Covering 52 hectare the park has an amazing range of native and exotic plants displayed in a natural setting.

Then enjoy a full distillery tour of Juno Gin. Juno's Extra Fine Gin is synonymous with winning awards in New Zealand and internationally, and has been chosen by the NZ Gin Guide as their taster's pick for the last two years running. The triple distilled, London-dry style gin is crafted in Taranaki by the Juno Gin team using pure New Zealand mountain water, and fresh, hand-picked botanicals.

Length of tour: 3 ½ hours

Cost: \$160

Includes – transport to and from the port, tour of Pukekura Park with a guide, gin cocktail, canapes, gin, tastings & tour)

Minimum: 8 people **Maximum:** 30 people.

Can do two tours per day: one in the morning and one in the afternoon.

FOODIE TOUR

A behind the scenes tour of two of the finest food producers in Taranaki. Enjoy their tales and get a feel for how they operate. The visit will include two of the following:

- A specialist herb growing company with 11,000 square meters of glasshouses.
- A coffee roastery which produce organic coffee in New Zealand's first Toitū carbon zero certified roastery packaged in a compostable bag.
- A craft NZ rum distillery based in a beautiful peaceful setting in the Taranaki countryside.
- A chocolatier who makes handcrafted delicacies that are ethically sourced, mostly organic and fairtrade using natural ingredients.
- An artisan boutique ice cream producer who makes handcrafted gelato and sorbet using authentic Italian and original recipes.
- A meat producer fostering a direct link between consumers and the source of their product, with a focus on traceable products, reduced stress, and low food miles.

Length of tour: 3 hours

Cost: \$150

Includes – visits to two producers with tastings and transport to and from the port)

Can do two tours per day: one in the morning and one in the afternoon.

Minimum: 8 people **Maximum:** 42 people.



WALKING BREWS, JUICES AND WINE TOUR

Discover New Plymouth's range of craft breweries and wineries and engage with the passionate brewers and wine makers who share their knowledge about what separates a pilsener from a lager, and all the varieties in between. Visit three of the four – two are iconic New Plymouth brewers, one is an urban winery specialising in lo-fi wine and cider, and one is a juice establishment making cold-pressed zesty and zingy juices.

Length of tour: 3 hours

Cost: \$120

Includes – three meet the brewer, juicer and/or wine maker visits with tastings and some food and coach transport to and from the port

Minimum: 8 people **Maximum:** 33 people.

Can do two tours per day: one in the morning and one in the afternoon.

CONTACT

Cathy Thurston, Director

Email: cathy@discovertaranaki.nz

Tel: 0272 410458

Web: discovertaranaki.nz

Location: Throughout Taranaki

All costs retail

PUKE ARIKI



Puke Ariki is an innovative museum, library, and iSite that combines learning, knowledge, resources, and heritage objects that share some of the region's most memorable and meaningful stories and taonga (treasures). It also offers a historical walking tour of New Plymouth CBD.

PUKE ARIKI HISTORIC WALK

This guided tour takes you through Central New Plymouth with an experienced local guide. The walk covers European settlement of this district and the challenges and achievements experienced by those early pioneers. It also discusses the land wars which originated here in Taranaki, their impact on both Māori and European and subsequent developments.

The walk is about 3 km long and includes a small hill climb of moderate incline and takes two hours.

A fascinating way to learn about the city's history for visitors. The Historic Walk Booklet can be purchased separately for \$10.

Time: Approximately 2 hours

Availability: A guide can be made available daily with 24 hours notice. Bookings essential

Minimum: 2

Maximum: 40 (bookings required 2 weeks in advance)

Cost: \$16.50 pp. Under 16 free

Where to book: i-site@npdc.govt.nz, 06 7596146

Our tour is disability inclusive, with prior arrangement.

CONTACT

Email: i-site@npdc.govt.nz

Tel: 06 759 6060

Web: pukeariki.com

Location: New Plymouth isite, Ariki Street, Puke Ariki

All costs retail



OTHER UNMISSABLE ATTRactions

TE KAINGA MARIRE GARDEN TOURS AND TASTINGS

Situated in a once weedy New Plymouth valley, Te Kainga Marire is one of very few private six-star gardens as rated by the prestigious RNZIH New Zealand Gardens Trust. It was New Zealand's sole NZ Native Garden entry in BBC's 'Around the World in 80 Gardens'.



GUIDED TOUR

Receive a guided tour of Te Kainga Marire (Māori for peaceful encampment) – one of only six 6-Star rated gardens in New Zealand – from the garden's creator Valda Poletti. Discover the stories behind the garden's distinctly Kiwi design, its transformation from a patch of clay, the plants within it and the rich native birdlife the garden has attracted back to the remarkable site. **\$25 per person, includes garden entry.**

TASTING TOUR

Follow your guided tour of the internationally acclaimed Te Kainga Marire with morning or afternoon tea featuring foods created from traditional Māori ingredients sourced from the garden and the best of local produce. Sample native New Zealand ingredients alongside delicious home-prepared food, surrounded by this spectacular garden, rich in native birdlife.

\$45 per person, includes garden entry and guided tour.

CONTACT

Valda Poletti

Address: 15 Spencer Place, New Plymouth

Phone: +64 6 758 8693 or +64 27 588 9003

Email: valda@tekaingamarire.co.nz

Web: tekaingamarire.co.nz

Opening hours: Open Daily 9am–5pm from Sept to April

All costs retail



Traders & Whalers ride at Tawhiti Museum

TAWHITI MUSEUM/TRADERS & WHALERS

Tawhiti Museum has long been a Taranaki must-do and has been recognised as the third best museum in New Zealand by Trip Advisor users, right behind Te Papa in Wellington and Auckland Museum, making it the country's best privately-owned museum.

Tawhiti Museum is a truly unique experience. The innovative and interactive museum uses dozens of life-size exhibits and hundreds of scale models and thousands of authentic artefacts to capture the past in a series of super-realistic displays.

While the museum, working railway, machine hall, café and on-site pottery studio are fascinating, it's the museum's Traders & Whalers ride that is truly spectacular. Visitors walk down through underground tunnels (modelled by Weta Workshop) and enter an underground canal-boat ride through Taranaki's heritage.

Entry fee:

Museum \$20, Traders & Whalers \$20
Bush Railway: \$10 Adults, \$5 Children



CONTACT

Nigel and Theresa Ogle

Address: 401 Ohangai Road, Hāwera, South Taranaki

Phone: +64 6 278 6837

Email: info@tawhitimuseum.co.nz

Web: tawhitimuseum.co.nz

Opening hours:

10am – 4pm every day from Boxing Day to 31 January

10am – 4pm Friday – Sunday 1 February – 31 May,

1 September – Christmas Eve

10am – 4pm Sundays only during June, July and August

SKYWORK HELICOPTERS

TARANAKI SCENIC TOURS

CITY SCENIC TOUR

Departing from New Plymouth Airport, Skywork Helicopters take you to the best views of the beautiful city of New Plymouth. With stunning coastlines and with the Taranaki Maunga standing proudly in the background it's a magical view. From there the flight takes you around the Sugar Loaf Islands, and up and over the Kaitake Ranges before returning to the airport.

Length of tour: Allow 45mins, No stop-offs

Price: \$1,900.00 incl GST.

Maximum: 5 passengers per trip.

TARANAKI MAUNGA TOUR

Take a tour around the magnificent Taranaki Maunga, standing at 2,518 metres high. It is the grand gem of the Taranaki region and is surrounded by the lush forest of Te Papakura O Taranaki (formerly Egmont National Park). The volcano last erupted in 1755 AD and is now considered dormant.

The flight takes off from New Plymouth Airport heading south along the coast, past New Plymouth city, Port Taranaki, Paritutu and the Sugarloaf Islands towards the headwaters of the Stony River where the trip then ascends towards the volcano summit (weather permitting). From there, you'll swoop down to the Ahukawakawa swamp, the Pouakai and Kaitake Ranges before heading back to the airport.

Length of tour: Allow one hour, No stop-offs

Price: \$3,300.00 incl GST.

Maximum: 5 passengers per trip.

JURASSIC WATERFALL TOUR

Jurassic Falls (Matapeka Falls) is a remote waterfall in North Taranaki, hidden amongst native bush. The area is private and secluded for an amazing getaway.


The flight leaves from New Plymouth Airport heading north along the rugged west coast coastline, past Urenui, White Cliffs and Parinihi Forest to the mouth of the Tongapōrutu River, then travelling inland up the Hutiwai wetland. You'll land at the base of the waterfall, where you can have a short bush walk, swim or bite to eat while you enjoy the tranquillity.

When the skies are crystal clear, you can see Mount Ruapehu across the Central Plateau and Taranaki Maunga on the flight back.

Length of tour: Allow 1.5 hours, one stop-off

Price: \$4,200.00 incl GST

Maximum: 5 passengers per trip



CONTACT

Email: taranaki@skyworkhelicopters.com

Tel: +64 6 755 1685

Web: skyworkhelicopters.com

All costs retail and include return transfers from Port Taranaki.

CHADDYS CHARTERS

Chaddy's Charters guarantees a great experience onboard Rescue III, a 1950's lifeboat from the UK. Heading out to the culturally and environmentally important Sugar Loaf islands on the coast of Taranaki, you will get to experience seals, birdlife, and perhaps you'll catch a fish or even see a whale (not guaranteed). Chaddy's Charters also offer fishing trips with stunning views of Taranaki Maunga from the water.

If you're more inclined to land based activities, we offer bike hire allowing you to cruise the coastal walkway (max. 20km return), alongside kayak hire and standup paddleboard hire/lessons.

WILDLIFE BOAT TOUR

Head out to the islands on the Rescue III, an old RNLI rescue boat from the UK. Look out for the seals, local birdlife and if you're lucky, you may even spot whales. There is an option to chuck a fishing line overboard too!

Duration: 1 Hours (approx.)

Cost: \$45


Other:

Stand up paddleboard - \$30 first hour then \$25 each hour thereafter.

Single kayak - \$20 first hour then \$15/hr.

Double kayak - \$30 first hour then \$25/hr.

Push bikes \$15 first hour then \$10/ hr.



CONTACT

Email: info@chaddyscharters.co.nz

Tel: +64 6 758 9133

Mobile: +64 21 035 662

Web: chaddyscharters.co.nz

All costs retail

THE HIDEAWAY



The Hillsborough Hideaway, originally the Hillsborough Holden Museum, has grown over the years to now also include a Mount Panorama-inspired Mini Putt, Luge, and Cafe.

Check out the Hillsborough Holden Museum – a private collection of Australian Holden cars and memorabilia.

Enjoy 18 holes of mini golf at the Mount Panorama Mini Putt – where the course takes the form of a mini replica of the famous Mount Panorama track at Bathurst.

Get your adrenalin fix by taking on the downhill luge course at the Hideaway Luge – a 240m street track that snakes through the Egmont Road property next to the Hillsborough Hideaway Museum and the Mount Panorama mini putt.

And once you're done, refuel on-site at the Hideaway Cafe – a fully licensed cafe with a warm inviting atmosphere where you can enjoy homemade meals, tasty treats or a glass of wine or your favourite beer. There is also a large deck area that can be enjoyed on sunny days.

Mini Putt

Adult \$18.50

Children \$12.50

Family \$50 which includes two adults and two children under 16yrs.

Luge

Adult 3 runs \$35

Adult 5 runs \$55

Child 3 runs under 14yrs \$30

Child 5 runs under 14yrs \$40

Tandem rider \$6.00 per run

Train ride only: \$6.00

Museum

Adults \$23.50

Children under 16 \$12

Family pass \$60 (two adults, two children under 16yrs).



CONTACT

Joy Fabish

Email: joyfabish@farmside.co.nz

Tel: +64 6 755 0044

Web: hillsboroughholdenmuseum.co.nz

All costs retail



RINGCRAFT MOANA

Take a look behind the scenes of a bespoke jewelry manufacturer. Jeweller Rob Wright will guide you through the process of creating beautiful one-off jewelry as you swing a hammer and roll out metal to create your unique piece of jewellery to treasure from your time in Taranaki.

GOLDSMITH TOUR

Step into the world of a manufacturing jewellery studio. We will guide you through the process of how a ring is formed, stones are set and let you have a go and test your skills.

Cost:

\$42pp (2-5 people)

\$36pp (6-20 people)

\$29pp (21-50 people)

Duration: 45min

Pax: 2-50

EARRING WORKSHOP

Create your own sterling silver flower drop earrings in our manufacturing jewellery studio.

You will start your design from a sheet of silver, some silver wire, pliers, and a hammer giving insight into the work of a manufacturing jeweller.

Cost: \$180pp

Duration: 3hours

Pax: 2-4

MT TARANAKI WORKSHOP

Create your own Mount Taranaki in sterling silver or copper.

Get an introduction into a manufacturing jewellery studio, sit behind our workbenches for 2 1/2hr where you will learn how to mark out your own mountain design, choose the right tools, drill, saw and file all to the right shapes before giving it the final texture and polish.

Sterling silver frames are price included and chains can be purchased instore.

Cost: \$250

Duration: 2 ½ hours

Pax: 4

A 30% cancellation fee will apply per student for booked groups.

Classes are available during opening hours.

Tuesday- Friday 9am-4pm

Saturday 10am-3pm

CONTACT

Belinda Lubkoll

Email: ringcraftmoana.com

Tel: +64 6 752 7772

Web: ringcraftmoana.com

All costs retail



YOUR LOCAL TEAM

Your Port Taranaki Team

ROSS DINGLE

HEAD OF COMMERCIAL

+64 27 310 5112

rdingle@porttaranaki.co.nz

HANNAH HASKELL

OPERATIONS PLANNER

+64 27 467 9456

hhaskell@porttaranaki.co.nz

Venture Taranaki

For product related queries and connections to experiences on ground.

MELISSA DEVINE

VISITOR AND EVENTS ADVISOR

+64 6 759 5150 or +64 21 454 338

Melissa.Devine@venture.org.nz

Taranaki's Regional Development Agency

50 Devon Street West, or PO Box 670 New Plymouth, Taranaki

+64 6 759 5150

info@venture.org.nz

Facebook: TaranakiNZ

Twitter: @Taranaki_NZ

<https://www.venture.org.nz/sector-development/visitor-sector/cruise/>

venture
TARANAKI
Te Puna Umanga

Taranaki's Regional Development Agency

50 Devon Street West, PO Box 670
New Plymouth 4340, New Zealand

T+64 6 759 5150

E info@venture.org.nz

taranaki.co.nz


PortTaranaki
the west gate